

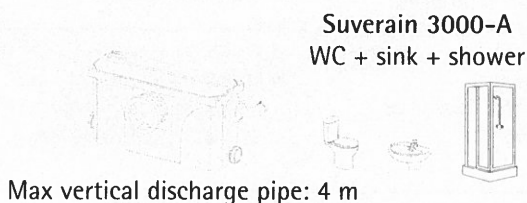
Suverain[®] 3000-A

UK

1 Note

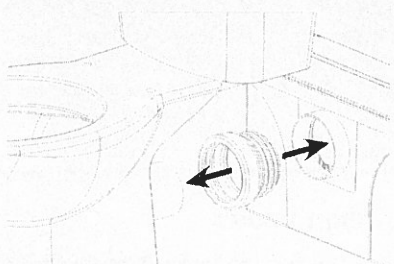
For optimal operation of the macerator, the installation guidelines from this technical manual must be followed. This device is not meant to be used by people (including children) with limited physical or mental abilities or a lack of experience and/or knowledge of this or a similar component. Unless they are supervised by a person responsible for their safety or receive from them instructions as to how the device is to be used, the user should be careful when operating this device. Note that children should be supervised to ensure that they do not engage in recreation with this appliance.

2 Applications and technical information



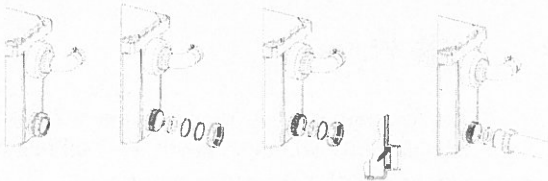
3 Installation

a. Connection to the WC



PLEASE NOTE: Suverain 3000-A must be connected to a WC with horizontal flow according to EN33 or EN37 standards.

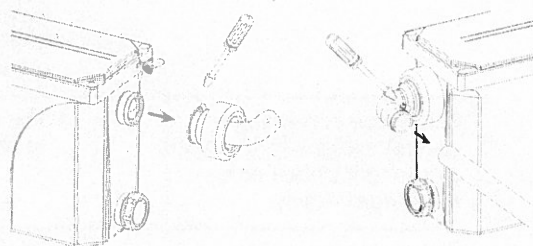
b. Connection of sanitary equipment



Connection to the lower side inlets
Close any unused inlet.

c. Connection of the discharge pipe (28 mm)

Push in the large end of the elbow over the outlet of the device, turn it in the desired direction and fix with a pipe clamp. Then connect the discharge pipe to the neck and fix with a pipe clamp.



d. Electrical connection

PLEASE NOTE: The electrical connections must be made after assembling the device.

For the electrical connection, be aware of the regulations applicable for a bathroom. The electrical connection must be made by a professional. Connect the appliance to a 2 pole 10 – 16 A socket + earthing. The socket may only serve to supply the appliance and must be connected to a highly sensitive differential circuit-breaker set to 30 mA.

Standards: Suverain3000-A follows the EN 12050-3 standard; a pump station for limited use for sewage with excrement.

4 Start-up and use

Connect to the socket. Flush once – the device must switch itself on automatically and function within 5 to 30 seconds. If the cycle time exceeds 35 seconds, check to see whether or not the discharge pipe is jammed or blocked.

Then the toilet can be used like a classic WC.

PLEASE NOTE: The Suverain 3000-A is only suitable for macerating and dissipating excrement, normal toilet paper and sewage.

Any damage to the device which is caused by throwing in foreign objects such as cotton wool, tampons, sanitary towels, condoms, hair, pieces of cotton fabric, or by pumping liquids such as solvents or oils, will not be considered as part of the warranty.

SUVERAIN[®]
www.lomac.de

5 Possible malfunctions

You can correct most malfunctions by yourself.

For all other problems contact the LOMAC-licensed service station.

PROBLEM	PROBABLE CAUSES	REMEDIES
<ul style="list-style-type: none"> The device does not switch off properly. 	<ul style="list-style-type: none"> The device has been pumping for too long (thermo-switch for safety). Failure of the control system. 	<ul style="list-style-type: none"> Pull the plug out of the socket. Wait for an hour and re-connect. Otherwise contact a licensed customer service representative.
<ul style="list-style-type: none"> The device switches on intermittently. 	<ul style="list-style-type: none"> The connected sanitary installations are leaky (tap, cistern). The flap trap is not closing tightly. 	<ul style="list-style-type: none"> Check the connected waste disposal. Clean or change the flap trap.
<ul style="list-style-type: none"> The motor is running in several cycles and the water in the toilet bowl only discharges slowly. 	<ul style="list-style-type: none"> The ventilation opening in the lid is blocked. 	<ul style="list-style-type: none"> Clean the ventilation connection.
<ul style="list-style-type: none"> The motor is running correctly but does not switch off correctly, or runs for a very long time. 	<ul style="list-style-type: none"> The discharge pipe is too high or too long or there are too many bends (loss of pressure) The pump floor is blocked. 	<ul style="list-style-type: none"> Check the installation. Otherwise contact a licensed breakdown service.
<ul style="list-style-type: none"> The motor is not starting up 	<ul style="list-style-type: none"> The device is not connected. Socket is damaged Problem with the motor or the control system 	<ul style="list-style-type: none"> Connect the device. Otherwise contact a licensed customer service representative.
<ul style="list-style-type: none"> The motor is running with a rattling sound or grumbles and does not work. 	<ul style="list-style-type: none"> The motor is blocked by a foreign object. Problem with the motor or the control system 	<ul style="list-style-type: none"> Remove the foreign body (see section 6). Otherwise contact a licensed customer service representative.
<ul style="list-style-type: none"> Water reflux in the shower is muddy. 	<ul style="list-style-type: none"> The shower has been installed too low down in relation to the device. The flap traps for the side inlets are blocked. 	<ul style="list-style-type: none"> Check the installation. Clean the flap traps from the outside, otherwise contact a licensed customer service representative.

6 Disassembly

PLEASE NOTE: Repairs to the motor and electrical parts may only be undertaken by licensed professionals. Before interfering with the device disconnect the electrical connection.

a. Dismantling the macerator from the WC bowl

- Turn off water feed to WC cistern and remove the largest quantity possible of water from the siphon of the WC-bowl.
- Disconnect the pressure pipe.
- Suverain3000-A: Cut off the water supply.
- Disconnect the device from the WC.

b. Foreign bodies

Remove the foreign body through the WC inlet and using a screw driver or an iron wire.

Be careful not to pierce the rubber gasket.

PLEASE NOTE: The blades are very sharp – never put your hand into the device.

7 Warranty

The Suverain3000-A products have a 2 year warranty. The warranty will be immediately nullified if the conditions of installation and use are not observed.

SUVERAIN®
www.lomac.de

Lomac

